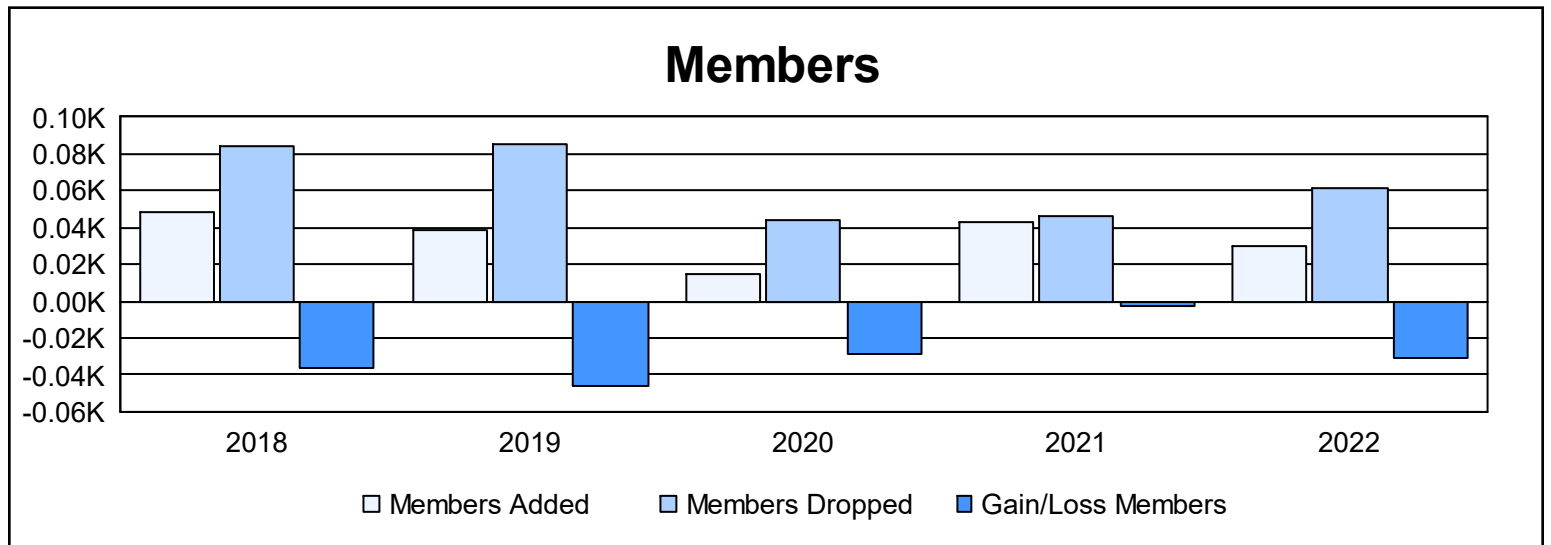
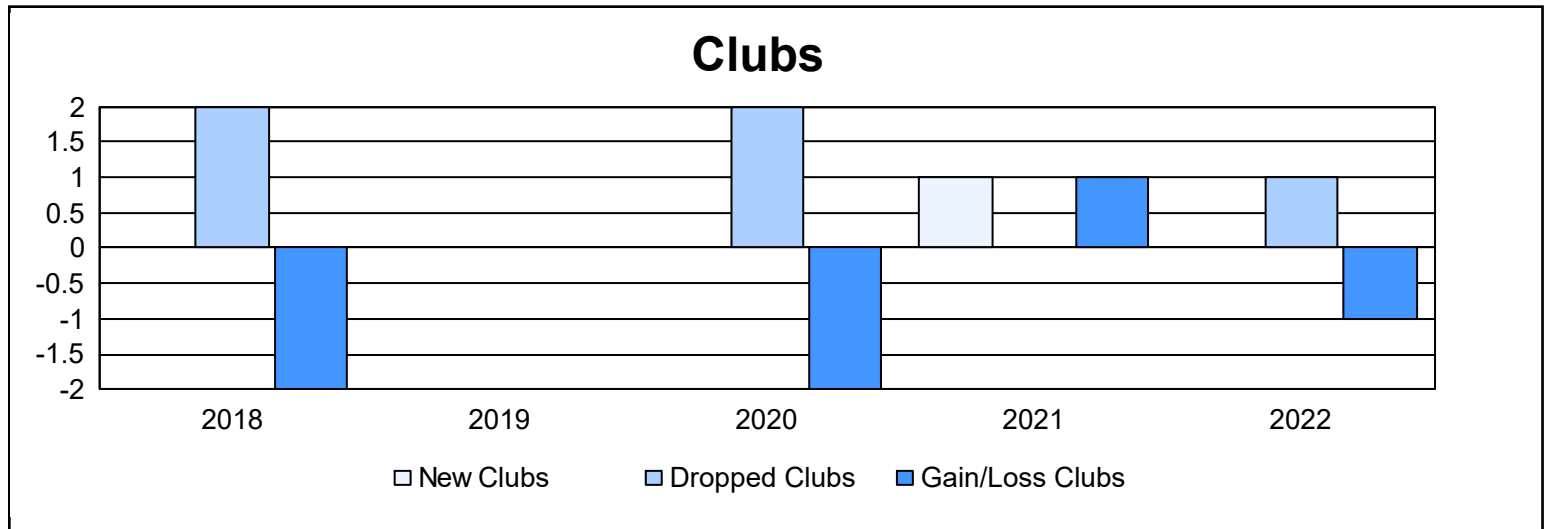
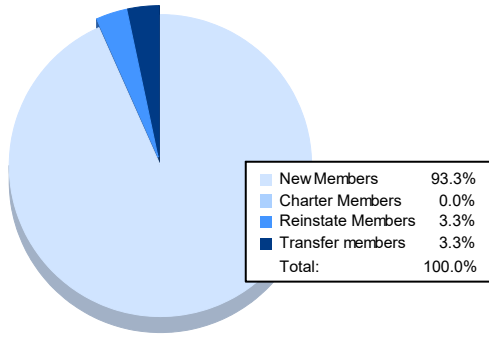


| Year           | New Clubs | Dropped Clubs | Gain/ Loss Clubs | New Members | Charter Members | Reinstate Members | Transfer Members | Total Member Added | Total Members Dropped | Gain/ Loss Members |
|----------------|-----------|---------------|------------------|-------------|-----------------|-------------------|------------------|--------------------|-----------------------|--------------------|
| 2017-2018      | 0         | 2             | -2               | 44          | 0               | 2                 | 2                | 48                 | 84                    | -36                |
| 2018-2019      | 0         | 0             | 0                | 30          | 0               | 8                 | 1                | 39                 | 85                    | -46                |
| 2019-2020      | 0         | 2             | -2               | 14          | 0               | 1                 | 0                | 15                 | 44                    | -29                |
| 2020-2021      | 1         | 0             | 1                | 16          | 23              | 4                 | 0                | 43                 | 46                    | -3                 |
| 2021-2022      | 0         | 1             | -1               | 28          | 0               | 1                 | 1                | 30                 | 61                    | -31                |
| <b>Average</b> | <b>0</b>  | <b>1</b>      | <b>-1</b>        | <b>26</b>   | <b>5</b>        | <b>3</b>          | <b>1</b>         | <b>35</b>          | <b>64</b>             | <b>-29</b>         |



### Membership Composition June 2022 Cumulative



### Gender Composition June 2022 Cumulative

